


# 5 FACTS ABOUT ANESTHESIA AND DENTISTRY ALL YOUR CLIENTS SHOULD KNOW

When pet owners hear the word “anesthesia,” many respond in fear for their pet's life. Share these facts to help them be more comfortable with anesthesia.

## **FACT #1:**

**Nonanesthetic dentistry can cause significant stress and pain.**

Imagine: Strangers are shining bright lights in your face and inserting sharp tools into your mouth. This is what a pet endures during a nonanesthetic dental procedure. Pets who are anesthetized are able to rest comfortably while the veterinary team performs a thorough exam and cleaning.



## **FACT #2:**

**Using anesthesia during dental treatments is safe and convenient.**

Your veterinarian will tailor the anesthesia used to your pet's age, health status, and the type of procedure needed. Regardless, most dental treatments are outpatient procedures, so your pet will go home the same day.

## **FACT #3:**

**Dental treatments using anesthesia are more effective than nonanesthetic dental treatments.**

Without anesthesia, a pet dental cleaning will—at best—only clean the visible surface of the tooth. The remaining bacteria, plaque, and, tartar, which is hiding beneath the gum line will not be removed. Using anesthesia, your pet's veterinary team can conduct a comprehensive cleaning under the gums and leave your pet's teeth truly clean.

## **FACT #4:**

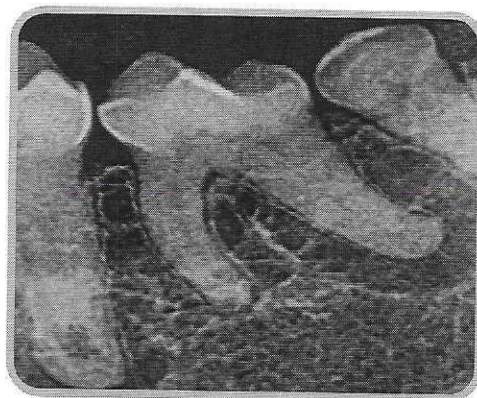
**Dental treatments using anesthesia are more economical than nonanesthetic dental treatments.**

Because the majority of dental disease occurs under the gumline, pets who undergo nonanesthetic dentistry may go for long periods with untreated pain and infection. This can lead to decreased quality of life for them and increased financial costs for you. Additionally, performing bloodwork prior to anesthesia provides another way for you to assess your pet's overall health and catch subtle changes before problems occur.

## **FACT #5:**

**Anesthesia allows your veterinarian to properly evaluate your pet's teeth.**

If only pets would sit still and gently “bite down” on the x-ray film like you do when your dentist radiographs your mouth. Dental radiographs reveal the 60% of a dog or cat's tooth that is hidden beneath the gum line. When a pet is under anesthesia, these dental radiographs can be obtained, so problems that cannot be seen with the naked eye can be identified.



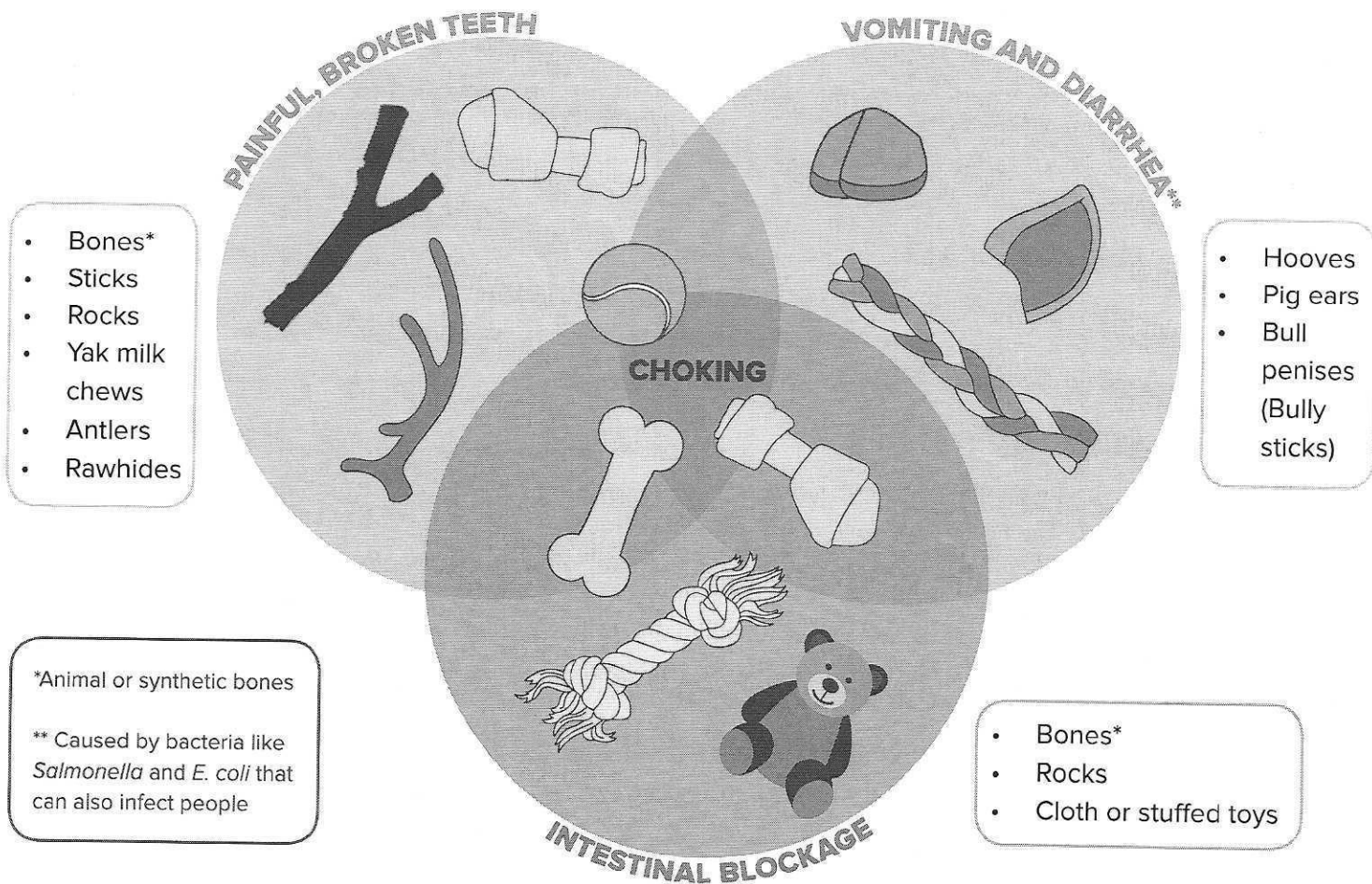
*Photo courtesy of Dr. Jan Bellows*



Learn more about the *2019 AAHA Dental Care Guidelines for Dogs and Cats* and find valuable materials and resources for your staff and clients at [aaha.org/dentistry](https://aaha.org/dentistry).

# (DON'T) *chew on this*

Not all pet dental products are created equal, and some can even damage your pet's teeth or worse. Here are some common products and the possible problems they can cause.



## ***But, wait! There's good news!***

Here's how you can choose your pet's dental products wisely:

- Select a chew treat that has received the Veterinary Oral Health Council (VOHC) Seal of Approval.
- Offer healthy, crunchy, edible snacks like carrots, green beans, or apple slices.
- Use puzzle toys that require your dog to push or paw for kibble to fall out.

